

Objectives & Performance Measures Review

October 2022



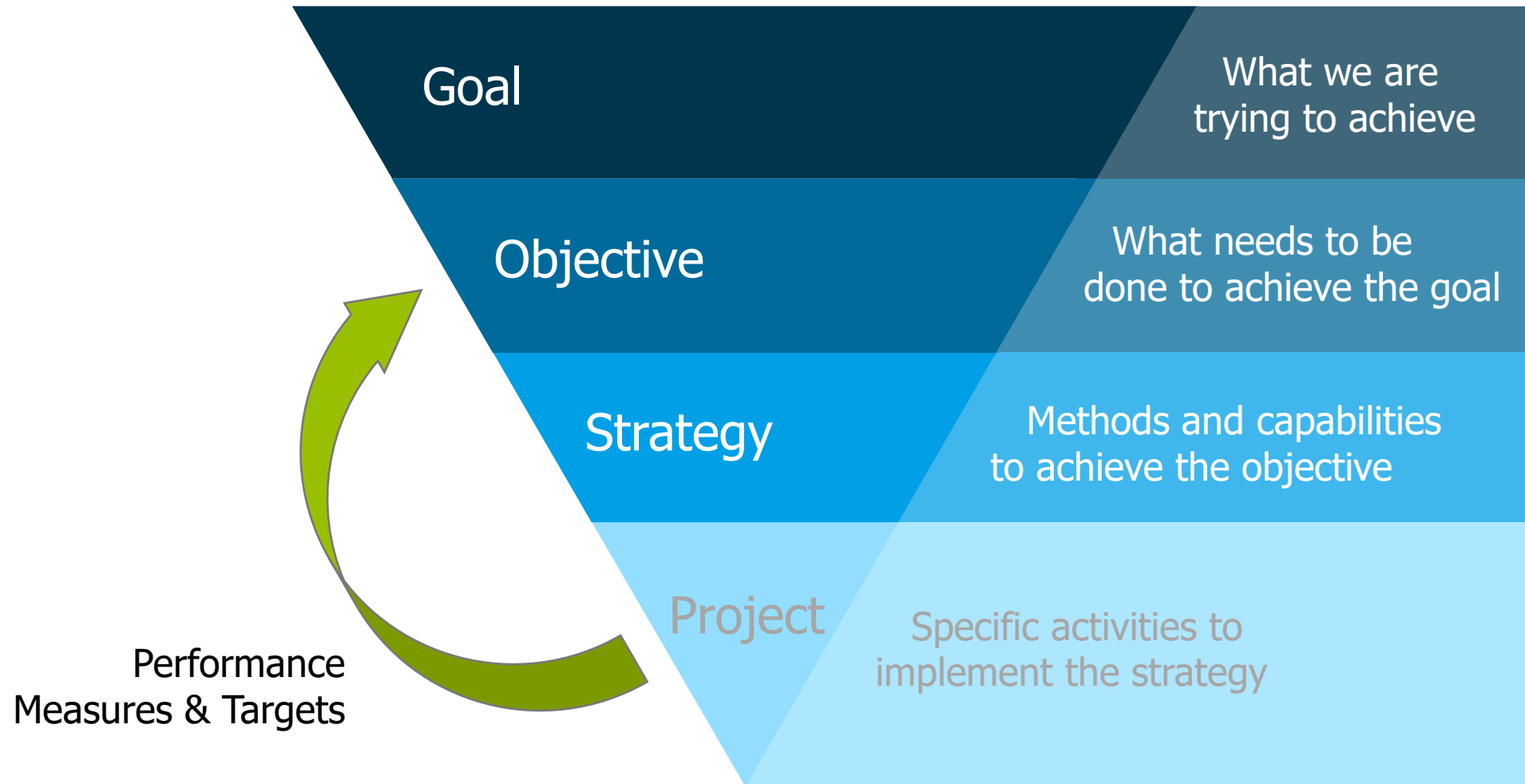
What is the Metropolitan Transportation Plan (MTP)?

- Identifies regional transportation strategies and projects
- Long-range (20+ years)
- Fiscally constrained
- Formal document submitted to ODOT and USDOT every 4 years



Why is the MTP Important?

- **Central Ohio is growing**
 - Demographics are changing
 - Development is changing
 - Demands on the transportation system are changing
- **Transportation projects must be on MTP to be eligible for federal funding**
 - Formula & Discretionary (BIL)
 - Guides the work of MORPC and regional and local planning partners



Purpose Statement

By guiding investment in transportation and mobility infrastructure and services in Central Ohio, the MTP identifies strategies to advance the following six goals:

2024-2050 COLUMBUS AREA METROPOLITAN TRANSPORTATION PLAN



Reduce per capita energy consumption and promote alternative fuel resources to increase affordability and resilience of regional energy supplies.



Protect natural resources and mitigate infrastructure vulnerabilities to maintain a healthy ecosystem and community.



Create sustainable neighborhoods to improve all residents' quality of life.



Increase regional collaboration and employ innovative transportation solutions to maximize the return on public expenditures.



Position central Ohio to attract and retain economic opportunity to prosper as a region and compete globally.



Provide transportation and mobility to benefit the health, safety, and welfare of all people.



Objectives & Targets

2-4 objectives for each goal

- What needs to be done to achieve the goal?
- Chosen to measure certain aspects of each goal that can be impacted through transportation or the transportation system
- Based on data availability and measurability.

1 or more measures for each objective

- How do we know if we are making progress?

Near - and Long-term targets for each measure

- How much progress should we make by when?
- 2030, 2050

Cite data source, applicable geography and network

Include both regional and federally required measures





Example: Safety

GOAL: *Provide transportation and mobility to benefit the health, safety, and welfare of all people.*

OBJECTIVE: Reduce the number of fatalities and serious injuries from crashes			



Example: Safety

GOAL: *Provide transportation and mobility to benefit the health, safety, and welfare of all people.*

OBJECTIVE: Reduce the number of fatalities and serious injuries from crashes			
Rationale	2020 MTP Benchmark	2025 Target	2050 Target
Crash reduction is a direct measurement of safety.			



Example: Safety

GOAL: *Provide transportation and mobility to benefit the health, safety, and welfare of all people.*

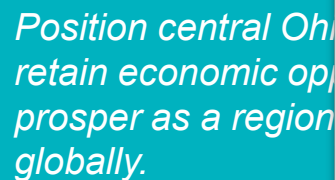
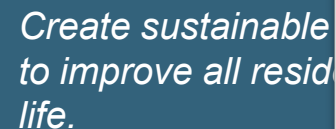
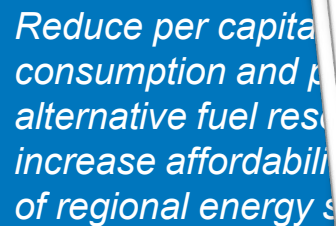
OBJECTIVE: Reduce the number of fatalities and serious injuries from crashes			
Rationale	2020 MTP Benchmark	2025 Target	2050 Target
Crash reduction is a direct measurement of safety.	0.74 fatalities per 100 million VMT 6.11 serious injuries per 100 million VMT Number of fatalities: 106 Number of serious injuries: 868 Number of non-motorized fatal and serious injuries: 145 Average number of crashes occurring 2013-2017		



Example: Safety

GOAL: *Provide transportation and mobility to benefit the health, safety, and welfare of all people.*

OBJECTIVE: Reduce the number of fatalities and serious injuries from crashes			
Rationale	2020 MTP Benchmark	2025 Target	2050 Target
Crash reduction is a direct measurement of safety.	0.74 fatalities per 100 million VMT 6.11 serious injuries per 100 million VMT Number of fatalities: 106 Number of serious injuries: 868 Number of non-motorized fatal and serious injuries: 145 Average number of crashes occurring 2013-2017	0.69 fatalities per 100 million VMT 5.64 serious injuries per 100 million VMT 8% reduction in fatalities and serious injuries 8% reduction in non-motorized fatalities and serious injuries (1% annual reduction)	0.54 fatalities per 100 million VMT 4.43 serious injuries per 100 million VMT 27% reduction in fatalities and serious injuries 27% reduction in non-motorized fatalities and serious injuries (1% annual reduction)



Objective	Objectives, Measures, and Targets
-----------	-----------------------------------


*natural resources and
infrastructure
ilities to maintain a healthy
m and community.*

regional collaboration and innovative transportation to maximize the return on expenditures.

Transportation and mobility
the health, safety, and
all people.

Objectives & Targets

- Inform Project Evaluation Criteria
- Monitored through Annual Report Card





Next Steps

- Oct
 - Proposed Goals: Public Comment period ends Nov 4
 - Update Objectives & Targets
- November
 - Present Goals for adoption
 - Present Draft Objectives & Targets





2022

- Review, update, adopt Goals, Objectives, Performance Measures, Targets
- Develop and adopt 2050 population and employment growth projections

2023

- Compile candidate strategies and projects
- Interactive webmap
- Strategy and project evaluation
- Draft strategies and projects

2024

- Full draft document
- Public comment period
- May: MTP Adoption

Public Participation

Maria Schaper, AICP

Associate Director, Transportation Planning

Mid-Ohio Regional Planning Commission

T: 614.233.4153

mschaper@morpc.org

111 Liberty Street, Suite 100
Columbus, OH 43215



MID-OHIO REGIONAL
MORPC
PLANNING COMMISSION